

# COLDPRUF BASE LAYER



2023

## **COLDPRUF is the choice to make because...**

- We understand that what you want is lasting value in a product that is there for you when you need it. With 109 years of experience spread over four generations we know what that means.
- Our selection of base layer products is unmatched by anyone in the market. We offer more choices in fabrication, size range, fabric weight and performance features.
- We are hands on from start to finish. We call it vertical integration. From design, to yarn, to fabric construction, to garment assembly, to product distribution, we do it all in our own plants under close supervision. Can anyone else say this?



**Partner with us for greater success and satisfaction for both your business and your customer.**



  
**COLDPRUF®**  
BASE LAYER

**WE OWN COLD.®**





<b>2023 TRADESHOW SCHEDULE</b> .....	<b>3</b>
<b>TERMS &amp; CONDITIONS</b> .....	<b>3</b>

#### **MEN'S**

90	Basic™ .....	<b>5</b>
93	Authentic™ .....	<b>6</b>
94US	Authentic Union Suit™ .....	<b>7</b>
92	Authentic Wool Plus™ .....	<b>8</b>
75	Platinum II™ .....	<b>9</b>
88	Classic™ 100% Merino Wool .....	<b>10</b>
97	Enthusiast™ .....	<b>11</b>
86	Journey™ .....	<b>12</b>
85	Expedition Military Fleece™ .....	<b>13</b>
98	Performance™ .....	<b>14</b>
89	Premium Performance™ .....	<b>15</b>
82	Quest Performance™ .....	<b>16</b>

#### **WOMEN**

50	Basic™ .....	<b>19</b>
53	Authentic™ .....	<b>20</b>
55	Platinum™ .....	<b>21</b>
48	Classic 100% Merino Wool™ .....	<b>22</b>
57	Enthusiast™ .....	<b>23</b>
58	Performance™ .....	<b>24</b>
49	Premium Performance™ .....	<b>25</b>
52	Quest Performance™ .....	<b>26</b>

#### **YOUTH**

60S	Basic™ .....	<b>28</b>
67	Enthusiast™ .....	<b>29</b>
62	Quest Performance™ .....	<b>30</b>

<b>MERCHANDISING</b> .....	<b>31</b>
----------------------------	-----------

<b>FIT GUIDE</b> .....	<b>32</b>
------------------------	-----------

<b>SIZE CHART</b> .....	<b>33</b>
-------------------------	-----------

# 2023 Tradeshow Schedule

## DATES

January 27-28, 2023

February 3-6, 2023

February 6-8, 2023

February 7-9, 2023

## TRADESHOW

Mid-States Winter Rendezvous

NBS Spring Semi-Annual Market

Wheatbelt

Worldwide Spring Show

## LOCATION

Phoenix, AZ

Ft. Worth, TX

Kansas City, MO

Reno, NV

## MEMBER GROUPS



## Terms & Conditions

### ORDER ACCEPTANCE

All orders are subject to acceptance by Indera Mills Company.

### CREDIT

All new customers must complete and sign our ColdPruf Base Layer Credit Application along with submitting a current financial statement. Information must include the Primary Store Contact and the application must be submitted to Indera Mills Company via Email, Fax, or Mail. All orders are subject to Indera Mills credit approval.

### PAYMENT TERMS

Standard Terms are Net 60 days from date of shipment on approved credit. All invoices must be paid in accordance with the standard terms or any special discount terms, or those discounts will not be allowed.

### LATE PAYMENTS

Late payment charges are computed at 1.5% per month on all past due invoices per account.

### DELIVERY

All shipments are FOB Yadkinville, NC. If special shipping is required it must be noted and approved on all applicable POs under shipping instructions. Refusal of orders sent out within the correct shipping window will be subject to a 15% restocking fee.

### SHORTAGES

All claims for shortages, shipping errors or damages must be reported within seven (7) days of receipt of the merchandise to the Indera Mills Customer Service Department. Any claims after this period will be subject to approval by Indera Mills Company.

### RETURN POLICY

Any and all returns must be approved by an Authorized Representative of Indera Mills Company - the parent company of ColdPruf Base Layer. A Return Authorization Number (RA#) must be obtained from our Customer Service Manager. Return Request must include the reason for the return and list specifics regarding Style, Size, Color, and Quantity. The outside of each return carton must be clearly marked with the RA#. Any product returned without previous and proper return authorization will be refused. Irregular or second products ordered and discontinued products are not returnable.

### COLDPRUF PARTNER INCENTIVE OFFERS

Shop like a Pro. Partner Incentive orders can be placed by visiting [shop.inderamills.com](http://shop.inderamills.com). All orders will be processed via credit card or PayPal. Partner Incentive Orders will be shipped from available inventory only - no back orders. To order simply shop, proceed to checkout and enter a specified discount code obtainable from any ColdPruf Base Layer Sales Representative. For more information, please contact your sales representative.

### HOW TO PLACE YOUR ORDER OPTIONS:

Electronic Order Form: Log onto [www.ColdPruf.com](http://www.ColdPruf.com) and register in the Vendor Support Section  
Email your ColdPruf Representative directly  
Email [Sales@ColdPruf.com](mailto:Sales@ColdPruf.com) | [Help@inderamills.com](mailto:Help@inderamills.com)  
Fax 336-679-4475

### COLDPRUF CUSTOMER SERVICE DEPARTMENT

7:30am - 4:30pm Monday - Friday (Eastern Time Zone)  
Toll Free: 800.334.8605 | 336.679.4440  
Fax: 336.679.4475  
Email: [Sales@ColdPruf.com](mailto:Sales@ColdPruf.com) | [Help@inderamills.com](mailto:Help@inderamills.com)





**MEN**

90

men's

BASIC



- ▶ 5.25 oz
- ▶ Inside and outside: 60% combed ringspun cotton, 40% polyester
- ▶ Two-layer engineering traps body heat between layers resulting in chill-blocking warmth
- ▶ Tagless labeling
- ▶ Flat seams
- ▶ Stay put rib cuffs

#### COLDPRUF RELAXED FIT

Fits loose on the body, generous cut for full range of motion

#### CREW

- Soft, cotton rich two-layer crew

#### PANT

- Pant sits at natural waistline
- Tag-free, non-itch comfort waistband engineered with ColdPruf wordmark
- Convenient functioning front fly
- Front and back rise — provides an exceptionally comfortable fit and maintains coverage during various activities
- Gussets for added durability and comfortable fit
- Ankle length base layer bottom

#### SUGGESTED USES

- Crew is perfect as a base layer, or on its own
- Good for dressing with minimal layers in low level activities



#	STYLE	COLORS	SIZE
90A	Crew	BK/WW	S-XL
90B	Pant	BK/WW	S-XL
90C	Big Crew	BK/WW	2X-3X
90D	Big Pant	BK/WW	2X-3X
90E	Tall Crew	BK/WW	M-XL
90F	Tall Pant	BK/WW	M-XL
90G	Big/Tall Crew	BK/WW	2X-3X
90H	Big/Tall Pant	BK/WW	2X-3X



Black (BK)



Winter White (WW)

Packaging: 2/12 per size per color.

The BASIC is also available in Women's companion style 50 found on page 19 and Youth style 60S found on page 28.

#### THERMACHOICE® SYSTEM



COLD

VERY COLD

EXTREME COLD



LOW ACTIVITY

MEDIUM ACTIVITY

HIGH ACTIVITY



- ▶ 6.6 oz
- ▶ Inside: 100% combed ringspun cotton  
Outside: 65% combed ringspun cotton, **25% Merino wool**, 10% nylon
- ▶ Two-layer engineering traps body heat between layers, resulting in chill-blocking warmth
- ▶ Tagless labeling
- ▶ Flat seams
- ▶ Stay-put rib cuffs

**COLDPRUF RELAXED FIT**

Fits loose on the body, generous cut for full range of motion

**CREW**

- Drop tail maintains coverage in various activities

**PANT**

- Pant sits at natural waistline
- Tag-free, non-itch comfort waistband engineered with ColdPruf wordmark
- Convenient functioning front fly
- Front and back rise — provides an exceptionally comfortable fit and maintains coverage during various activities
- Gussets for added durability and comfortable fit
- Ankle length base layer bottom

**SUGGESTED USES**

- Crew is perfect as a base layer or on its own
- Best for dressing with minimal layers in low level activities
- For best fit, wash before wearing

#	STYLE	COLORS	SIZE
92A	Crew	OM/NB	S-XL
92B	Pant	OM/NB	S-XL
92C	Big Crew	OM/NB	2X
92D	Big Pant	OM/NB	2X
92E	Tall Crew	OM	M-XL
92F	Tall Pant	OM	M-XL
92G	Big/Tall Crew	OM	2X
92H	Big/Tall Pant	OM	2X

 Vintage Navy (NB)

**THERMACHOICE® SYSTEM**

COLD

VERY COLD

EXTREME COLD



LOW ACTIVITY

MEDIUM ACTIVITY

HIGH ACTIVITY

Packaging: 2/12 per size per color.

The AUTHENTIC is also available in Women's companion style 53 on page 20.



94US

men's

# AUTHENTIC UNION SUIT



- ▶ 6.6 oz
- ▶ Inside: 100% combed ringspun cotton,  
Outside: 65% combed ringspun cotton,  
**25% Merino wool**,  
10% nylon
- ▶ Two-layer engineering traps body heat between layers, resulting in chill-blocking warmth
- ▶ Tagless labeling

## COLDPRUF RELAXED FIT

Fits loose on the body,  
generous cut for full  
range of motion

## UNION SUIT

- Two-layer classic Union Suit engineered with **Merino wool**, nature's warmest fiber
- Full button front with horn style, branded buttons
- Single button vertical rear flap

## SUGGESTED USES

- Good for dressing with minimal layers in low level activities
- For best fit wash before wearing



#	STYLE	COLORS	SIZE
94US	Union Suit	RD	S-2X

 Red (RD)

Packaging: 2/12 per size per color.

## THERMACHOICE® SYSTEM



COLD

VERY COLD

EXTREME COLD



LOW ACTIVITY

MEDIUM ACTIVITY

HIGH ACTIVITY

92

men's

## AUTHENTIC WOOL PLUS



- ▶ 8.0 oz
- ▶ Inside: 100% combed ringspun cotton  
Outside: 50% combed ringspun cotton, **40% Merino wool**, 10% nylon
- ▶ Two-layer engineering traps body heat between layers, resulting in chill-blocking warmth
- ▶ Tagless labeling
- ▶ Flat seams
- ▶ Stay-put rib cuffs

**COLDPRUF RELAXED FIT**

Fits loose on the body, generous cut for full range of motion

**CREW**



- Two-layer crew engineered with **Merino wool**, nature's warmest fiber
- Drop tail maintains coverage in various activities

**PANT**

- Pant sits at natural waistline
- Tag-free, non-itch waistband engineered with ColdPruf wordmark
- Front and back rise — provides an exceptionally comfortable fit and maintains coverage during various activities
- Gussets for added durability and comfortable fit
- Convenient functioning front fly
- Ankle length base layer bottom

**SUGGESTED USES**

- Crew is perfect as a base layer or on its own
- Best for dressing with minimal layers in low level activities
- For best fit, wash before wearing

-  Oatmeal (OM)
-  Vintage Navy (NB)

#	STYLE	COLORS	SIZE
92A	Crew	OM/NB	S-XL
92B	Pant	OM/NB	S-XL
92C	Big Crew	OM/NB	2X
92D	Big Pant	OM/NB	2X
92E	Tall Crew	OM	M-XL
92F	Tall Pant	OM	M-XL
92G	Big/Tall Crew	OM	2X
92H	Big/Tall Pant	OM	2X

Packaging: 2/12 per size per color.

92 Vintage Navy not available in tall sizes.

**THERMACHOICE® SYSTEM**

75

men's

## PLATINUM II

- ▶ 7.0 oz
- ▶ Inside: 100% Performance Polyester with Intellifresh  
Outside: 70% Polyester, **30% Merino wool**
- ▶ Two-layer engineering traps body heat between layers, resulting in chill-blocking warmth
- ▶ Moisture management system wicks moisture and dries quickly
- ▶ Tagless labeling
- ▶ Flat seams
- ▶ Stay-put rib cuffs

## COLDPRUF REGULAR FIT

Neither loose or athletic fit, provides a comfortable range of motion and allows for multiple layering options

## CREW

- Two-layer crew engineered with **Merino wool**, nature's warmest fiber
- Drop tail maintains coverage during various activities
- Engineered with a tailored fit throughout sleeves and body

## PANT

- Pant sits just below natural waistline
- Tag-free, non-itch waistband engineered with ColdPruf wordmark
- Front and back rise — provides an exceptionally comfortable fit and maintains coverage during various activities
- Gussets for added durability and comfortable fit
- Convenient functioning front fly
- Ankle length base layer bottom

## SUGGESTED USES

- Crew is perfect as a base layer or on its own
- Best used for layering in medium to high activity levels



#	STYLE	COLORS	SIZE
75A	Crew	BK/GR	S-XL
75B	Pant	BK/GR	S-XL
75C	Big Crew	BK/GR	2X
75D	Big Pant	BK/GR	2X
75E	Tall Crew	BK/GR	M-XL
75F	Tall Pant	BK/GR	M-XL
75G	Big/Tall Crew	BK/GR	2X
75H	Big/Tall Pant	BK/GR	2X



Black (BK)



Heather Grey (GR)

**intelli  
fresh™**

Packaging: 2/12 per size per color.

The PLATINUM is also available in Women's companion style 55 on page 21.

## THERMACHOICE® SYSTEM



COLD

VERY COLD

EXTREME COLD



LOW ACTIVITY

MEDIUM ACTIVITY

HIGH ACTIVITY



88

men's

## CLASSIC MERINO WOOL



- ▶ 5.0 oz – 170gsm
- ▶ **100% Merino wool**, 17.5 Micron
- ▶ Single-layer, jersey knit
- ▶ Natural stretch
- ▶ Naturally occurring moisture management wicks perspiration and dries quickly
- ▶ Naturally occurring UV protection
- ▶ Flat seams
- ▶ Tagless labeling
- ▶ Self-fabric cuffs

**COLDPRUF ATHLETIC FIT**

Close moves-with-you fit.  
Ideal for low bulk layering

**CREW**

- Modified raglan yoke design offers seamless shoulders
- Drop tail maintains coverage during various activities

**PANT**

- Pant sits at natural waistline
- Tag-free, non-itch waistband engineered with ColdPruf wordmark
- Front and back rise — provides an exceptionally comfortable fit and maintains coverage during various activities
- Gussets for added durability and comfortable fit
- Ankle length base layer bottom

**SUGGESTED USES**

- Crew is perfect as a base layer or on its own
- Best used for layering in medium to high activity levels

#	STYLE	COLORS	SIZE
88A	Crew	CD/BK	S-2X
88B	Pant	CD/BK	S-2X

- Commando (CD)
- Black (BK)

**THERMACHOICE® SYSTEM**

COLD

VERY COLD

EXTREME COLD



LOW ACTIVITY

MEDIUM ACTIVITY

HIGH ACTIVITY

Packaging: 2/12 per size per color.

The CLASSIC is also available in Women's companion style 48 found on page 22.



- ▶ 5.5 oz
- ▶ 100% Polypropylene
- ▶ Single-layer, drop needle, 1X1 rib
- ▶ Soft feel for superior comfort
- ▶ Moisture management system wicks perspiration and dries quickly
- ▶ Tagless labeling
- ▶ Flat seams
- ▶ Self-fabric cuffs

#### COLDPRUF REGULAR FIT

Neither loose or athletic fit, provides a comfortable range of motion and allows for multiple layering options

#### CREW

- Drop tail for full coverage in a variety of cold weather activities

#### PANT

- Pant sits at natural waistline
- Tag-free, non-itch waistband engineered with ColdPruf wordmark
- Front and back rise — provides an exceptionally comfortable fit and maintains coverage during various activities
- Gussets for added durability and comfortable fit
- Convenient functioning front fly
- Ankle length base layer bottom

#### SUGGESTED USES

- Best used as a base layer for low bulk layering
- Use for medium to high activity levels



Black (BK)

#	STYLE	COLORS	SIZE
97A	Crew	BK	S-XL
97B	Pant	BK	S-XL
97C	Big Crew	BK	2X-3X
97D	Big Pant	BK	2X-3X
97E	Tall Crew	BK	M-XL
97F	Tall Pant	BK	M-XL
97G	Big/Tall Crew	BK	2X-3X
97H	Big/Tall Pant	BK	2X-3X

Packaging: 2/12 per size per color.

The ENTHUSIAST is also available in Women's companion style 57 found on page 23 and Youth style 67 found on page 29.

#### THERMACHOICE® SYSTEM



COLD

VERY COLD

EXTREME COLD



LOW ACTIVITY

MEDIUM ACTIVITY

HIGH ACTIVITY

86

men's

## JOURNEY



- ▶ 5.0 oz
- ▶ 100% Performance Polyester with Intellifresh
- ▶ Single-layer, fleece
- ▶ Moisture management system wicks perspiration and dries quickly
- ▶ Tagless labeling
- ▶ Flat seams
- ▶ Hang tag for merchandising

**COLDPRUF REGULAR FIT**

Neither loose or athletic fit, provides a comfortable range of motion and allows for multiple layering options

**CREW**



- Drop tail maintains coverage during various activities
- Engineered with a tailored fit throughout sleeves and body

**PANT**

- Pant sits just below natural waistline
- Tag-free, non-itch waistband engineered with ColdPruf wordmark
- Convenient functioning front fly, darted for shape and comfort
- Front and back rise — provides an exceptionally comfortable fit and maintains coverage during various activities
- Gussets for added durability and comfortable fit
- Ankle length base layer bottom

**SUGGESTED USES**

- Crew is perfect as a base layer or on its own
- Best used when dressing with minimal layers

-  Coyote Brown (CB)
-  Black (BK)

#	STYLE	COLORS	SIZE
86A	Crew	CB/BK	S-XL
86B	Pant	CB/BK	S-XL
86C	Big Crew	CB/BK	2X
86D	Big Pant	CB/BK	2X

Packaging: 2/12 per size per color.

**intelli  
fresh™**

**THERMACHOICE® SYSTEM**



85

men's

## EXPEDITION MILITARY FLEECE

- ▶ 10.0 oz
- ▶ 100% Polyester
- ▶ Single-layer, fleece
- ▶ Moisture management system wicks perspiration and dries quickly
- ▶ Tagless labeling
- ▶ Flat seams
- ▶ Hang tag for merchandising

**COLDPRUF RELAXED FIT**

Fits loose on the body, generous cut for full range of motion

**CREW**

- Stay-put rib cuffs

**MOCK ZIP**

- 1/4 zip mock turtleneck
- Drop tail
- Hemmed cuffs


**PANT**

- Pant sits at natural waistline
- Tag-free, non-itch waistband engineered with ColdPruf wordmark
- Front and back rise — provides an exceptionally comfortable fit and maintains coverage during various activities
- Gussets for added durability and comfortable fit
- Convenient functioning front fly
- Ankle length base layer bottom

**SUGGESTED USES**

- Crew and Mock Zip are perfect on their own or as a base, mid or outer layer
- Best used when dressing with minimal layers, and very cold conditions



 Black (BK)

#	STYLE	COLORS	SIZE
85A	Crew	BK	S-XL
85B	Pant	BK	S-XL
85C	Big Crew	BK	2X-3X
85D	Big Pant	BK	2X-3X
85ZM	Mock Zip	BK	S-XL
85ZM	Big Mock Zip	BK	2X-3X

Packaging: 2/12 per size per color.

**THERMACHOICE® SYSTEM**

COLD

VERY COLD

EXTREME COLD



LOW ACTIVITY

MEDIUM ACTIVITY

HIGH ACTIVITY

98

men's

## PERFORMANCE



- ▶ 6.25 oz
- ▶ 96% Performance Polyester with Intellifresh, 4% spandex
- ▶ Single-layer, jersey knit
- ▶ Moisture management system wicks perspiration and dries quickly
- ▶ Tagless labeling
- ▶ Flat seams
- ▶ Hang tag for merchandising

**COLDPRUF ATHLETIC FIT**

Close moves-with-you fit.  
Ideal for low bulk layering

**CREW**

- Drop tail maintains coverage during various activities
- Self-fabric cuffs with ColdPruf wordmark on sleeve


**PANT**

- Pant sits at natural waistline
- Tag-free, non-itch waistband engineered with ColdPruf wordmark
- Front and back rise — provides exceptional comfort and maintains coverage during various activities
- Gussets for added durability and comfortable fit
- Convenient functioning front fly
- Ankle length base layer bottom with self fabric cuffs

**SUGGESTED USES**

- Best used as a base layer in active situations and in cold to very cold conditions

#	STYLE	COLORS	SIZE
98A	Crew	BK	S-2X
98B	Pant	BK	S-2X

 Black (BK)
**THERMACHOICE® SYSTEM**

COLD

VERY COLD

EXTREME COLD



LOW ACTIVITY

MEDIUM ACTIVITY

HIGH ACTIVITY

Packaging: 2/12 per size per color.

The PERFORMANCE is also available  
in Women's companion style 58 found  
on page 24.

**intelli  
fresh™**

# PREMIUM PERFORMANCE

- ▶ 4.9 oz
- ▶ 85% Performance Polyester with Intellifresh, 15% spandex
- ▶ Single-layer, jersey knit
- ▶ Moisture management system wicks perspiration and dries quickly
- ▶ Tagless labeling
- ▶ Flat seams
- ▶ UPF 50+
- ▶ Hang tag for merchandising

## COLDPRUF ATHLETIC FIT

Close moves-with-you fit.  
Ideal for low bulk layering

## CREW

- Hemmed cuffs with ColdPruf wordmark on sleeve
- Drop tail maintains coverage during various activities



## PANT

- Pant sits at natural waistline
- Tag-free, non-itch waistband engineered with ColdPruf wordmark
- Front and back rise — provides an exceptionally comfortable fit and maintains coverage during various activities
- Gussets for added durability and comfortable fit
- Convenient functioning front fly
- Ankle length base layer bottom with self fabric cuffs

## SUGGESTED USES

- Crew can be worn as a base layer in cold weather or as lightweight long sleeve t-shirt for sun protection
- Pant best used as base layer in active situations and cold to very cold conditions



-  Heather Grey (HG)
-  Black (BK)

#	STYLE	COLORS	SIZE
89A	Crew	HG/BK	S-2X
89B	Pant	HG/BK	S-2X

**intelli  
fresh**

Packaging: 2/12 per size per color.

The PREMIUM PERFORMANCE is also available in Women's companion style 49 found on page 25.

## THERMACHOICE® SYSTEM



COLD

VERY COLD

EXTREME COLD



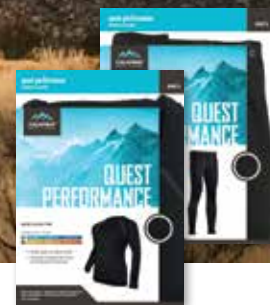
LOW ACTIVITY

MEDIUM ACTIVITY

HIGH ACTIVITY



## QUEST PERFORMANCE



- ▶ 6.5 oz
- ▶ 85% Performance Polyester with Intellifresh, 15% spandex
- ▶ Single-layer, jersey knit
- ▶ Moisture management system wicks perspiration and dries quickly
- ▶ Brushed interior for warmth and superior comfort
- ▶ Tagless labeling
- ▶ Flat seams
- ▶ Hang tag for merchandising
- ▶ The Quest is our most versatile layer — great for base layer/casual wear/active wear

**COLDPRUF ATHLETIC FIT**

Close moves-with-you fit.  
Ideal for low bulk layering

**CREW**

- Raglan sleeves with hemmed cuffs
- Drop tail maintains coverage during various activities
- ColdPruf wordmark on nape

**PANT**

- Pant sits below natural waistline
- Tag-free, non-itch waistband engineered with ColdPruf wordmark
- Front and back rise — provides exceptional comfort and maintains coverage during various activities
- Convenient functioning front fly
- Gussets for added durability and comfortable fit
- Seamless seat
- Ankle length base layer bottom

**SUGGESTED USES**

- Good for any weather condition or activity level
- Can be worn as a base layer, mid layer as well as activewear

NOTE: The versatility of this garment allows for use in any cold weather climate and activity

#	STYLE	COLORS	SIZE
82A	Crew	BK	S-2X
82B	Pant	BK	S-2X

 Black (BK)

**THERMACHOICE® SYSTEM**

Packaging: 2/12 per size per color.

The QUEST is also available in Women's companion style 52 found on page 26 and Youth style 62 found on page 30.

**intelli  
fresh™**

## QUEST PERFORMANCE



- ▶ 6.5 oz
- ▶ 85% Performance Polyester with Intellifresh, 15% spandex
- ▶ Single-layer, jersey knit
- ▶ Moisture management system wicks perspiration and dries quickly
- ▶ Brushed interior for warmth and superior comfort
- ▶ Tagless labeling
- ▶ Flat seams
- ▶ Hang tag for merchandising
- ▶ The Quest is our most versatile layer — great for base layer/casual wear/active wear

**COLDPRUF ATHLETIC FIT**

Close moves-with-you fit.  
Ideal for low bulk layering

**MOCK ZIP**

- 1/4 Zip mock turtleneck
- Drop tail maintains coverage during various activities
- ColdPruf wordmark on nape

**MOCK TURTLE NECK**


- Drop tail maintains coverage during various activities

**SUGGESTED USES**

- Good for any weather condition or activity level
- Can be worn as a base layer, mid layer as well as activewear



#	STYLE	COLORS	SIZE
82M	Mock Neck	BK	S-2X
82Z	Mock Zip	BK	S-2X

 Black (BK)

**intelli  
fresh™**

Packaging: 2/12 per size per color.

The QUEST is also available in Women's companion style 52 found on page 26 and Youth style 62 found on page 30.

**THERMACHOICE® SYSTEM**

COLD

VERY COLD

EXTREME COLD



LOW ACTIVITY

MEDIUM ACTIVITY

HIGH ACTIVITY





**WOMEN**





50

women's  
**BASIC**

- ▶ 5.25 oz
- ▶ Inside and outside:  
60% combed ring spun  
cotton, 40% polyester
- ▶ Two-layer engineering  
traps body heat between  
layers, resulting in  
chill-blocking warmth
- ▶ Tagless labeling
- ▶ Flat seams

#### COLDPRUF RELAXED FIT

Fits loose on the body,  
generous cut for full range  
of motion

#### CREW

- Soft, cotton rich two-layer crew
- Hemmed cuffs

#### PANT

- Pant sits at natural waistline
- Tag-free, non-itch comfort waistband  
engineered with ColdPruf wordmark
- Front and back rise — provides an  
exceptionally comfortable fit and maintains  
coverage during various activities
- Gussets for added durability and  
comfortable fit
- Ankle length base layer bottom

#### SUGGESTED USES

- Crew is perfect as a base layer or on its own



#	STYLE	COLORS	SIZE
50A	Crew	BK/WW	S-2X
50B	Pant	BK/WW	S-2X

- Black (BK)
- Winter White (WW)

Packaging: 2/12 per size per color.

The BASIC is also available in Men's companion style 90  
found on page 5 and Youth Style 60S found on page 28.

#### THERMACHOICE® SYSTEM



COLD

VERY COLD

EXTREME COLD



LOW ACTIVITY

MEDIUM ACTIVITY

HIGH ACTIVITY

53

women's

AUTHENTIC



- ▶ 6.6 oz
- ▶ Inside: 100% combed ringspun cotton  
Outside: 65% combed ringspun cotton, **25% Merino wool**, 10% nylon
- ▶ Two-layer engineering traps body heat between layers, resulting in chill-blocking warmth
- ▶ Tagless labeling
- ▶ Flat seams

**COLDPRUF RELAXED FIT**

Fits loose on the body, generous cut for full range of motion

**CREW**

- Two-layer crew engineered with **Merino wool**, nature's warmest fiber
- Hemmed cuffs

**PANT**

- Pant sits at natural waistline
- Tag-free, non-itch waistband engineered with ColdPruf wordmark
- Front and back rise — provides an exceptionally comfortable fit and maintains coverage during various activities
- Gussets for added durability and comfortable fit
- Ankle length base layer bottom

**SUGGESTED USES**

- Crew is perfect as a base layer or on its own
- Pant is best for dressing with minimal layers in low level activities in cold to very cold conditions



#	STYLE	COLORS	SIZE
53A	Crew	WW	S-2X
53B	Pant	WW	S-2X

Winter White (WW)

**THERMACHOICE® SYSTEM**

COLD

VERY COLD

EXTREME COLD



LOW ACTIVITY

MEDIUM ACTIVITY

HIGH ACTIVITY

Packaging: 2/12 per size per color.

The AUTHENTIC is also available in Men's companion style 93 found on page 6.

55

women's

PLATINUM

- ▶ 7.0 oz
- ▶ Inside: 100% Performance Polyester with Intellifresh, Outside: 70% Polyester, **30% Merino wool**
- ▶ Two-layer engineering traps body heat between layers, resulting in chill-blocking warmth
- ▶ Moisture management system wicks perspiration and dries quickly
- ▶ Flat seams
- ▶ Tagless labeling

**COLDPRUF REGULAR FIT**

Neither loose or athletic fit, provides a comfortable range of motion and allows for multiple layering options

**CREW**

- Two-layer crew engineered with **Merino wool**, nature's warmest fiber
- Princess seams create feminine look and style
- Hemmed cuffs

**PANT**


- Pant sits at natural waistline
- Tag-free, non-itch waistband engineered with ColdPruf wordmark
- Front and back rise — provides an exceptionally comfortable fit and maintains coverage during various activities
- Gussets for added durability and comfortable fit
- Ankle length base layer bottom

**SUGGESTED USES**

- Crew is perfect as a base layer or on its own and used for medium to high activity levels
- Pant best used for layering in medium to high activity levels



#	STYLE	COLORS	SIZE
55A	Crew	BK	S-2X
55B	Pant	BK	S-2X

 Black (BK)

**intelli  
fresh**

Packaging: 2/12 per size per color.  
The PLATINUM is also available in Men's companion style 75 found on page 9.

**THERMACHOICE® SYSTEM**

COLD

VERY COLD

EXTREME COLD



LOW ACTIVITY

MEDIUM ACTIVITY

HIGH ACTIVITY



48

women's

## CLASSIC MERINO WOOL



- ▶ 5.0 oz-170gsm
- ▶ **100% Merino wool**, 17.5 Micron
- ▶ Single-layer, jersey knit
- ▶ Natural stretch
- ▶ Naturally occurring moisture management wicks perspiration and dries quickly
- ▶ Naturally occurring UV protection
- ▶ Tagless labeling
- ▶ Flat seams

**COLDPRUF REGULAR FIT**

Close moves-with-you fit.  
Ideal for low bulk layering

**CREW**

- Classic princess seams create feminine fit and style
- Hemmed cuffs


**PANT**

- Pant sits just below natural waistline
- Tag-free, non-itch waistband engineered with ColdPruf wordmark
- Front and back rise — provides an exceptionally comfortable fit and maintains coverage during various activities
- Gussets for added durability and comfortable fit
- Ankle length base layer bottom

**SUGGESTED USES**

- Crew is perfect as a base layer or on its own and used for medium to high activity levels
- Pant best used for layering in medium to high activity levels

#	STYLE	COLORS	SIZE
48A	Crew	BK	S-2X
48B	Pant	BK	S-2X

 Black (BK)
**THERMACHOICE® SYSTEM**

COLD

VERY COLD

EXTREME COLD



LOW ACTIVITY

MEDIUM ACTIVITY

HIGH ACTIVITY

Packaging: 2/12 per size per color.

The CLASSIC is also available in Men's companion  
style 88 found on page 10.



57

women's

ENTHUSIAST

- ▶ 5.5 oz
- ▶ 100% Polypropylene
- ▶ Single-layer, drop needle, 1X1 rib
- ▶ Moisture management system wicks perspiration and dries quickly
- ▶ Tagless labeling
- ▶ Flat seams
- ▶ Soft feel for superior comfort

#### COLDPRUF REGULAR FIT

Neither loose or athletic fit, provides a comfortable range of motion and allows for multiple layering options

#### CREW

- Hemmed cuffs

#### PANT


- Pant sits at natural waistline
- Tag-free, non-itch waistband engineered with ColdPruf wordmark
- Front and back rise — maintains coverage in various activities
- Gussets for added durability and comfortable fit
- Ankle length base layer bottom

#### SUGGESTED USES

- Crew best used as a base layer or for low bulk layering, in medium to high activity levels
- Pant best used for layering in medium to high activity levels



#	STYLE	COLORS	SIZE
57A	Crew	BK	S-2X
57B	Pant	BK	S-2X

 Black (BK)

Packaging: 2/12 per size per color.

The ENTHUSIAST is also available in Men's companion style 97 found on page 11 and Youth style 67 found on page 29.

#### THERMACHOICE® SYSTEM



COLD

VERY COLD

EXTREME COLD



LOW ACTIVITY

MEDIUM ACTIVITY

HIGH ACTIVITY

58

Women's

## PERFORMANCE



- ▶ 6.25 oz
- ▶ 96% Performance Polyester with Intellifresh, 4% spandex
- ▶ Single-layer, jersey knit
- ▶ Moisture management system wicks perspiration and dries quickly
- ▶ Tagless labeling
- ▶ Flat seams
- ▶ Hang tag for merchandising

**COLDPRUF ATHLETIC FIT**

Close moves-with-you fit.  
Ideal for low bulk layering

**CREW**

- Self fabric cuffs with ColdPruf wordmark on sleeve


**PANT**

- Pant sits at natural waistline
- Tag-free, non-itch waistband engineered with ColdPruf wordmark
- Front and back rise — provides an exceptionally comfortable fit and maintains coverage during various activities
- Gussets for added durability and comfortable fit
- Ankle length base layer bottom

**SUGGESTED USES**

- Crew best used as a base layer in active situations and in cold to very cold conditions
- Pant best used as a base layer in active situations and in cold to very cold conditions

#	STYLE	COLORS	SIZE
58A	Crew	BK	S-2X
58B	Pant	BK	S-2X

 Black (BK)
**THERMACHOICE® SYSTEM**

COLD

VERY COLD

EXTREME COLD



LOW ACTIVITY

MEDIUM ACTIVITY

HIGH ACTIVITY

Packaging: 2/12 per size per color.

The PERFORMANCE style is also available in a Men's companion style 98 found on page 14.

**intelli  
fresh™**



## PREMIUM PERFORMANCE

- ▶ 4.9 oz
- ▶ 85% Performance Polyester with Intellifresh, 15% spandex
- ▶ Single-layer, jersey knit
- ▶ Moisture management system wicks perspiration and dries quickly
- ▶ Tagless labeling
- ▶ Flat seams
- ▶ UPF 50+
- ▶ Hang tag for merchandising

**COLDPRUF ATHLETIC FIT**

Close moves-with-you fit.  
Ideal for low bulk layering

**CREW**

- Hemmed cuffs with ColdPruf wordmark on sleeve

**PANT**




- Pant sits below natural waistline
- Tag-free, non-itch waistband engineered with ColdPruf wordmark
- Front and back rise — provides an exceptionally comfortable fit and maintains coverage during various activities
- Gussets for added durability and comfortable fit
- Ankle length base layer bottom

**SUGGESTED USES**

- Crew can be worn as a base layer in cold weather or as a lightweight long sleeve t-shirt for sun protection
- Pant best used as a base layer in active situations and in cold to very cold conditions



#	STYLE	COLORS	SIZE
49A	Crew	HG/BK/WH	S-2X
49B	Pant	HG/BK/WH	S-2X

-  Heather Grey (HG)
-  Black (BK)
-  White (WH)

**intelli  
fresh**

Packaging: 2/12 per size per color.  
The PREMIUM PERFORMANCE style is also available in a Men's companion style 89 found on page 15.

**THERMACHoice® SYSTEM**

COLD

VERY COLD

EXTREME COLD



LOW ACTIVITY

MEDIUM ACTIVITY

HIGH ACTIVITY

## QUEST PERFORMANCE



- ▶ 6.5 oz
- ▶ 85% Performance Polyester with Intellifresh, 15% spandex
- ▶ Single-layer, jersey knit
- ▶ Moisture management system wicks perspiration and dries quickly
- ▶ Peached interior for warmth and superior comfort
- ▶ Tagless labeling
- ▶ Flat seams
- ▶ The Quest is our most versatile layer, great for base layer / casual wear / active wear
- ▶ Hangtag for merchandising

**COLDPRUF ATHLETIC FIT**

Close moves-with-you fit.  
Ideal for low bulk layering

**MOCK ZIP**

- 1/4 Zip mock turtleneck
- Raglan sleeves with thumbhole cuffs for ease in layering
- Drop tail maintains coverage in various activities

**CREW**

- Raglan sleeves with thumbhole cuffs for ease in layering
- Drop tail maintains coverage in various activities
- ColdPruf wordmark on hip

**LEGGING**

- Pant sits at natural waistline
- Tag-free, yoga style comfort waistband
- Front and back rise — provides an exceptionally comfortable fit and maintains coverage during various activities
- Paneled legs create a stylish, comfortable look
- ColdPruf wordmark on hip
- Ankle length base layer bottom

**SUGGESTED USES**

- Can be worn as a base layer, mid layer, as well as activewear

NOTE: The versatility of this garment allows for use in any cold weather climate and activity

#	STYLE	COLORS	SIZE
52A	Crew	BK	S-2X
52B	Pant	BK	S-2X
52Z	Mock Zip	BK	S-2X

Packaging: 2/12 per size per color.

The QUEST is also available in Men's companion style 82 found on pages 16-17 and Youth Style 62 found on page 30.

**intelli  
fresh™**

**THERMACHOICE® SYSTEM**

COLD

VERY COLD

EXTREME COLD



LOW ACTIVITY

MEDIUM ACTIVITY

HIGH ACTIVITY





YOUTH



60S

youth  
BASIC

- ▶ Youth unisex top and pant set
- ▶ 5.25 oz
- ▶ Inside and outside: 60% combed ringspun cotton, 40% polyester
- ▶ Two-layer engineering traps body heat between layers, resulting in chill-blocking warmth
- ▶ Tagless labeling
- ▶ Flat seams
- ▶ Stay put rib cuffs

**COLDPRUF RELAXED FIT**

Fits loose on the body, generous cut for full range of motion

**CREW**

- Soft, cotton rich two-layer crew

**PANT**

- Pant sits at natural waistline
- Tag-free, non-itch waistband engineered with ColdPruf wordmark
- Gussets for added durability and comfortable fit
- Ankle length base layer bottom

**SUGGESTED USES**

- Lightweight layering for low activity
- Crew is perfect as a base layer or on its own

#	STYLE	COLORS	SIZE
60S	Unisex Top/Bottom Set	WW/NB	XS-XL

Winter White (WW)

Vintage Navy (NB)

**THERMACHOICE® SYSTEM**

COLD

VERY COLD

EXTREME COLD



LOW ACTIVITY

MEDIUM ACTIVITY

HIGH ACTIVITY

Packaging: 2/12 per size per color.

The BASIC is also available in Men's companion style 90 found on page 5 and Women's style 50 found on page 19.

## ENTHUSIAST

- ▶ 5.5 oz
- ▶ 100% Polypropylene
- ▶ Single-layer, drop needle, 1X1 rib
- ▶ Soft feel for superior comfort
- ▶ Moisture management system wicks perspiration and dries quickly
- ▶ Tagless labeling
- ▶ Flat seams
- ▶ Self-fabric cuffs

**COLDPRUF REGULAR FIT**

Neither loose or athletic fit, provides a comfortable range of motion and allows for multiple layering options

**CREW**

- Self-fabric cuffs

**PANT**


- Pant sits at natural waistline
- Tag-free, non-itch waistband engineered with ColdPruf wordmark
- Gussets for added durability and comfortable fit
- Ankle length base layer bottom

**SUGGESTED USES**

- Crew best used as a base layer, for low bulk layering, in medium to high activity levels
- Pant best used for layering in medium to high activity levels



#	STYLE	COLORS	SIZE
67A	Unisex Crew	BK	XS-XL
67B	Unisex Pant	BK	XS-XL

 Black (BK)

Packaging: 2/12 per size per color.

The ENTHUSIAST is also available in Men's companion style 97 found on page 11 and Women's style 57 found on page 23.

**THERMACHOICE® SYSTEM**

COLD

VERY COLD

EXTREME COLD



LOW ACTIVITY

MEDIUM ACTIVITY

HIGH ACTIVITY

62

youth

## QUEST PERFORMANCE



- ▶ 6.5 oz
- ▶ 85% Performance Polyester with Intellifresh, 15% spandex
- ▶ Single-layer, jersey knit
- ▶ Moisture management system wicks perspiration and dries quickly
- ▶ Brushed interior for warmth and superior comfort
- ▶ Tagless labeling
- ▶ Self-fabric, stay put cuffs
- ▶ Flat seams
- ▶ Good for any weather condition or activity level

**COLDPRUF ATHLETIC FIT**

Close moves-with-you fit.  
Ideal for low bulk layering

**CREW**

- Drop shoulder design is seamless on top of shoulders for comfort

**PANT**

- Pant sits at natural waistline
- Tag-free, non-itch waistband engineered with ColdPruf wordmark
- Gussets for added durability and comfortable fit
- Ankle length base layer bottom


**SUGGESTED USES**

- Crew can be worn as a base layer or mid layer, playing in the snow or on the ball field
- Pant best used as a base layer

NOTE: The versatility of this garment allows for use in any cold weather climate and activity



#	STYLE	COLORS	SIZE
62A	Unisex Crew	BK	XS-XL
62B	Unisex Pant	BK	XS-XL

 Black (BK)
**THERMACHOICE® SYSTEM**

COLD

VERY COLD

EXTREME COLD



LOW ACTIVITY

MEDIUM ACTIVITY

HIGH ACTIVITY


Packaging: 2/12 per size per color.

The QUEST is also available in Men's companion style 82 found on pages 16-17 and Women's style 52 found on page 26

**intelli  
fresh™**



# Merchandising



**36" X 12" SIGN**  
Slat Wall or Peg Board



**36" X 24" SIGN**  
Slat Wall or Peg Board



**36" X 24" BANNER**  
with Grommets

NOTE: Signage selection subject to change depending on available inventory



The ColdPruf collection of base layer products has been carefully developed to provide and maintain comfort in a variety of weather conditions. Whether on the slopes, in a tent, or at your desk, at ColdPruf Base Layer, WE OWN COLD.

## THERMACHOICE® SYSTEM



This easy-to-use system helps you choose the right base layer product for you and your particular need. When it comes to staying warm, there are two factors to consider: what the weather is doing and what the body is doing. Strike a balance between the two and you're in for a comfortable day in any cold weather environment. Thermachoice is about finding that balance.



ColdPruf FigurFit garments have been crafted for women, by women. FigurFit garments will take you beyond base layer with pieces that transition seamlessly from the slopes to the lodge, the streets to the studio. FigurFit garments reflect the lifestyle of the modern woman through fit, function, and fun.



Intellifresh™ odor and freshness protection is designed to keep unpleasant odors from forming on ColdPruf base layer garments. Intellifresh blocks odors before they start so fabrics stay fresh longer.



## OUTSMARTS ODORS

Intellifresh outsmarts odors through its triple-action protection by preventing, blocking and absorbing musty scents and odors on fabrics before they start. Intellifresh is easy to use and provides long-lasting freshness protection:

- Adaptable odor prevention
- 24/7 protection



## EFFORTLESS UPKEEP

Intellifresh delivers effortless upkeep. Your customers will get more use out of their treated fabrics and will spend less time laundering them. Fabrics enhanced with Intellifresh built-in odor prevention:

- Require fewer washings
- Provide protection for the long haul
- Increase fabric lifetime
- Superior quality assurance



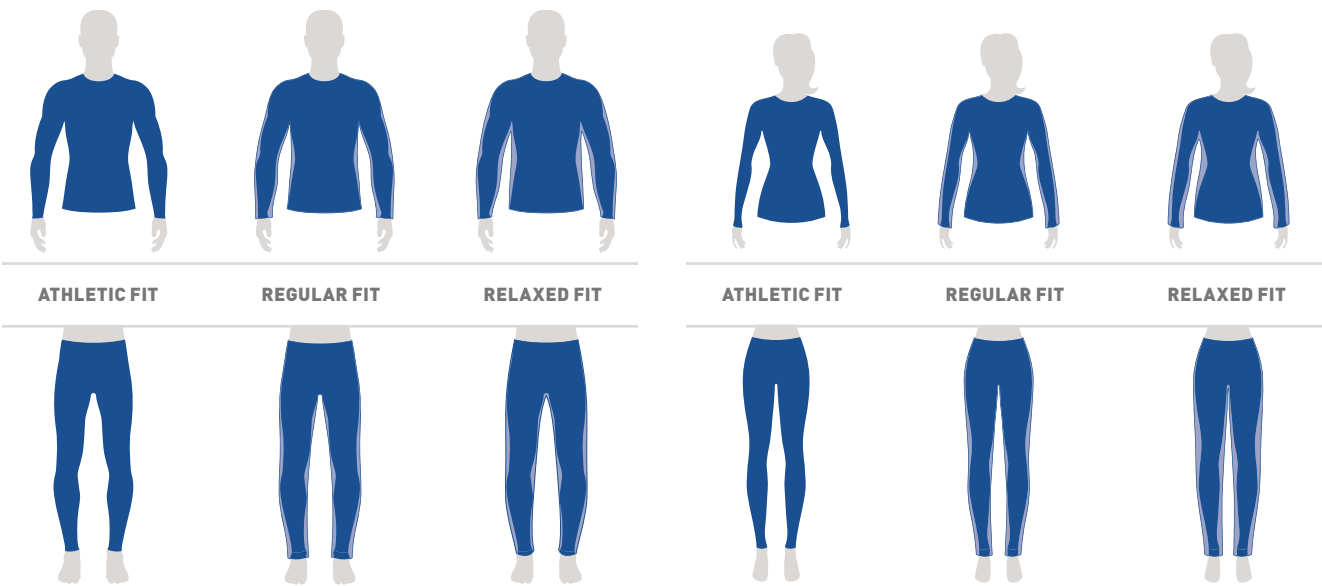
## PRESERVES OUR PLANET

Intellifresh helps preserve our planet. Fewer required washings mean less water and energy usage. And Intellifresh meets the highest sustainability standards in the industry.

- Safeguards resources
- Highest sustainability standards
- Keeps skin happy

# fit guide

ATHLETIC FIT	REGULAR FIT	RELAXED FIT
A close, moves-with-you fit that comfortably conforms during activity and movement. Ideal for low-bulk layering.	Neither athletic or loose fitting. Provides a comfortable range of motion and allows for multiple layering options.	A generous cut that fits loose on the body for full range of motion. Good for dressing with minimal layers.



FIT	ATHLETIC FIT	REGULAR FIT	RELAXED FIT
Men's Styles	Classic Premium Performance Performance Quest Performance	Platinum II Enthusiast Journey	Basic Authentic Authentic Union Suit Authentic Wool Plus Expedition

FIT	ATHLETIC FIT	REGULAR FIT	RELAXED FIT	FIGURFIT
Women's Styles	Classic Premium Performance Performance Quest Performance	Platinum Enthusiast	Basic Authentic	Classic Platinum Quest Performance

## men's sizes

Regular inseam fits: 5'8" to 6' / Tall inseam fits: 6'1" to 6'3"

Size	<b>S</b>	<b>M</b>	<b>L</b>	<b>XL</b>	<b>2XL</b>	<b>3XL</b>
Tops/Chest	34-36"	38-40"	42-44"	46-48"	50-52"	54-56"
Pants/Waist	28-30"	32-34"	36-38"	40-42"	44-46"	48-50"

### Tall Size Information

- Tall tops measure 2" longer than regular sizes ranging from M through 3XL
- Tall sleeves measure 1 1/2" longer than regular sizes ranging from M through 3XL
- Tall pants measure 3" longer from top of the waistband than regular sizes ranging from M through 3XL
- Union Suit garment length from nape of neck to bottom edge of leg cuff measures approximately 2" longer for each size ranging from S through 2XL

## women's sizes

Inseam fits 5'3" to 5'6"

Size	<b>S</b>	<b>M</b>	<b>L</b>	<b>XL</b>	<b>2XL</b>
	(4/6)	(8/10)	(12/14)	(16/18)	(20)
Tops/Bust	32-34"	35-37"	38-40"	41-43"	44-46"
Pants/Waist	25-27"	27-29"	29-32"	32-35"	36-37"
Pants/Hips	34-36"	37-39"	40-42"	43-45"	46-48"

## youth sizes

Size	<b>XS</b>	<b>S</b>	<b>M</b>	<b>L</b>	<b>XL</b>
	(4/5)	(6/8)	(10/12)	(14/16)	(18/20)
Tops/Chest	23-24"	25-27"	28-30"	31-33"	34-36"
Pants/Waist	21-22"	22-24"	24-26"	26-28"	28-30"
Height	38-44"	45-52"	53-58"	59-63"	64"



# 2023

## COLDPRUF BASE LAYER

### A Division of Indera Mills Company

Proud to be an American Company | Established 1914



PO Box 309  
Yadkinville, NC 27055



1.800.334.8605



Sales@ColdPruf.com  
Help@inderamills.com



336.679.4475

© 2023 Indera Mills Company. ColdPruf®, Intellifresh®, ThermaChoice®, For My Size Only®, FigurFit®, Designed and Knit in the USA™, and We Own Cold® are trademarks of Indera Mills Company.

#### COLDPRUF “No Questions Asked Guarantee”

At ColdPruf we design and manufacture our products to the highest standards giving our customers the confidence that their ColdPruf garment will perform no matter what. We GUARANTEE to consistently maintain the standards of quality and comfort that have been our tradition for over 100 years.

**COLDPRUF.COM**

